

To SET UP AN ACCOUNT or LOGIN:

1. [Click here](#) and select **Pay My Bill**



2. Select the blue highlighted **HERE** link

Pay My Bill

Utility Billing Payments

Pay your utility bill online [here](#).
You can pay your utility bill over the phone by calling 1-866-933-4010
Drop your payment off in the Drop-Box in the City Hall Parking lot located at 1339 Griffin Ave.
If you have any questions or concerns, please call the Finance Department between 9am - 5pm at 360-825-3591, ext. 1, or via [email](#).

Municipal Court Payments

Pay municipal court fines online [here](#).
You can pay your municipal court fines over the phone by calling 1-877-793-8935
For questions and assistance with our Municipal Court please call 360-825-7771 between 9am - 5pm or [email](#).

Parks and Recreation Program Payments and Registrations

Pay your Program fees and register for activities online [here](#).
For more information about the Enumclaw Parks and Rec Programs call 360-825-3594 or stop by 1309 Myrtle Ave or [email](#).
For more Information about the Enumclaw Aquatic Center call 360-825-1188 or come on in, located at 420 Semanski St. S. or [email](#).

Jail Commissary and Pre-Paid Calling

3. Select the blue highlighted **UTILITY BILLING**

Welcome to our online payments website!

The following services are available:

- View and pay [Utility Billing](#) accounts online.

To pay your bill by phone, 24 hours a day, 365 days a year, please call 1-866-933-4010

Please take our 2023 Natural Gas Safety Survey by clicking on the link below to **enter to win a Natural Gas BBQ!**

[Click for survey](#)

For problems logging in to your on-line account, please call 360-825-3591 option #1 between the hours of 9 am - 5 pm, Monday thru Friday.

4. Select the **SIGN IN OR SIGN UP** blue box



Quick pay

Just need to pay your bill? Click quick pay below. You'll need your account number. No login necessary.

Quick pay



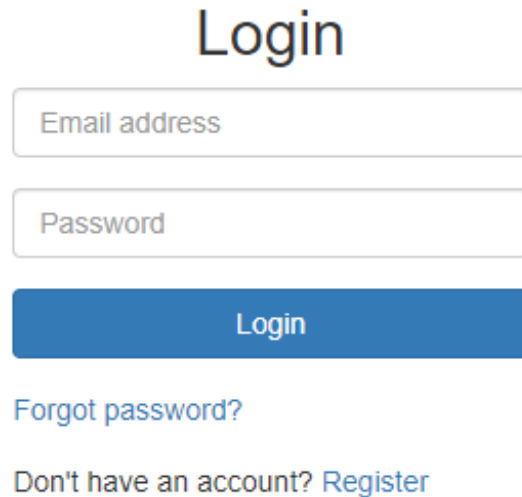
Sign in or sign up

Create an account to view details, manage single & multi-accounts, and multi-bill pay.

Sign in or sign up

5. Select the blue highlight **REGISTER** to create an online member profile.

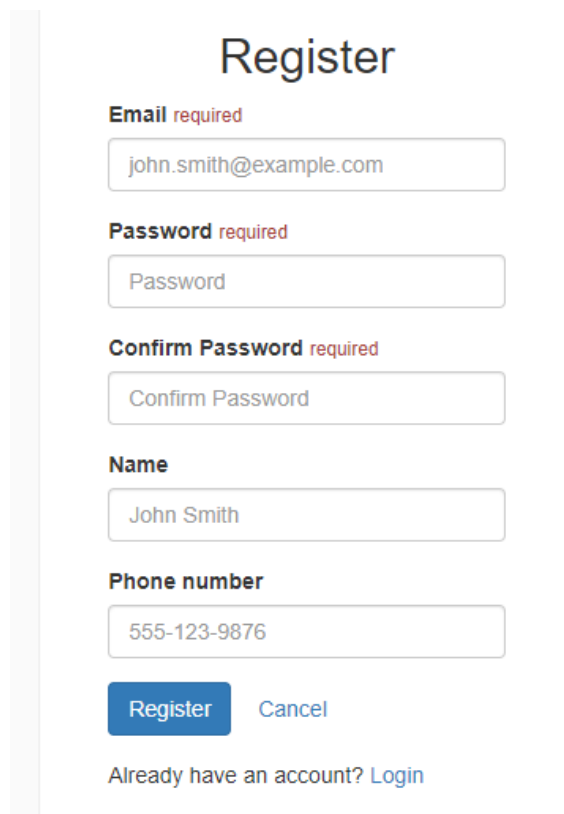
a. If you have already created an online member profile skip to step 7



The screenshot shows a login form with the following elements:

- Header:** "Login" in a large, dark font.
- Input Fields:** Two white input boxes with rounded corners. The first is labeled "Email address" and the second is labeled "Password".
- Submit Button:** A solid blue button with the text "Login" in white.
- Links:** Below the button, there are two links: "Forgot password?" and "Don't have an account? Register".

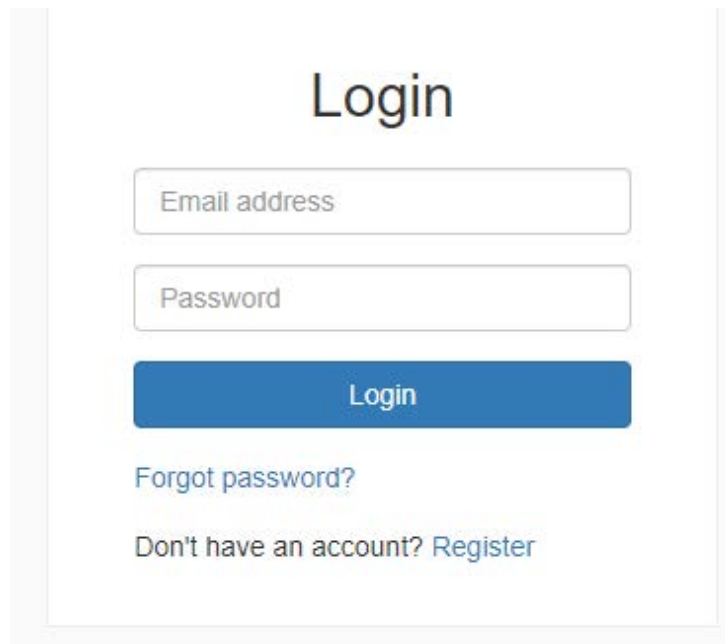
6. Enter the email address that is on file with the city, please call if you need to update. Create a password and enter your name and phone number. Once you click **REGISTER**, you will be sent a confirmation email. You will have to click the link to confirm your email address and finalize your member profile. Sometimes this email will end up in your Spam folder.



The screenshot shows a registration form with the following elements:

- Header:** "Register" in a large, dark font.
- Fields:** Five white input boxes with rounded corners, each with a label above it:
 - Email required:** Contains "john.smith@example.com".
 - Password required:** Contains "Password".
 - Confirm Password required:** Contains "Confirm Password".
 - Name:** Contains "John Smith".
 - Phone number:** Contains "555-123-9876".
- Buttons:** A solid blue "Register" button and a "Cancel" button.
- Footer:** "Already have an account? Login" with a link.

7. Login to your account using your email address and password



The image shows a login form with the following elements:

- Header: Login
- Input field: Email address
- Input field: Password
- Button: Login (blue)
- Link: [Forgot password?](#)
- Link: [Don't have an account? Register](#)

8. Select the blue highlighted **UTILITY BILLING**

Welcome to our online payments website!

The following services are available:

- View and pay [Utility Billing](#) accounts online.

To pay your bill by phone, 24 hours a day, 365 days a year, please call 1-866-933-4010

Please take our [2023 Natural Gas Safety Survey](#) by clicking on the link below to **enter to win a Natural Gas BBQ!**

[Click for survey](#)

For problems logging in to your on-line account, please call 360-825-3591 option #1 between the hours of 9 am - 5 pm, Monday thru Friday.

9. Select the blue box **ADD ACCOUNT**

Accounts

You do not have any [Utility Billing](#) accounts associated with your login.
Add an account to access account details, pay your bills, and manage accounts.

[Add account](#)

10. Type in your account number ****-*-*-**** and your last payment amount of **\$**.****. Once the fields are completed select the blue box **ADD ACCOUNT**



Let's find your account

Account Number*

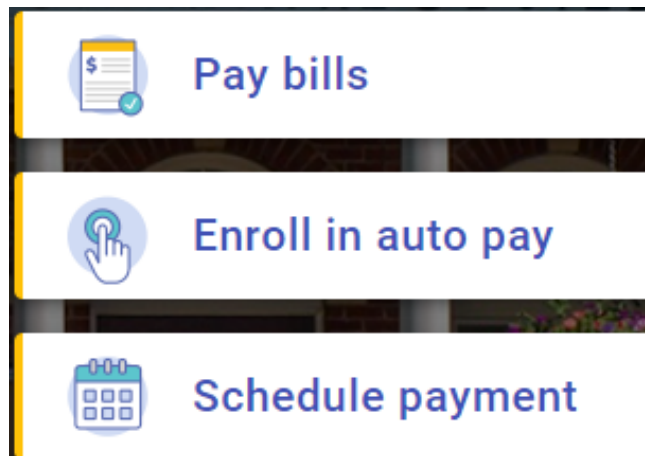
Please include all dashes. For example: 01-0101-01

Last Payment Amount*

Cancel

Add account

11. To enroll in **AUTO PAY (automatic withdrawal once a month)** select the **ENROLL IN AUTO PAY** box



12. Select the **ENROLL** box

Not enrolled

00-0000-00
1339 GRIFFIN AVE

Balance
\$19.65

Due date
12/28/2022

Enroll

13. Under **PAYMENT DAY** select the drop down. Pick any day between the 5th and 28th. This is to ensure payments are processed prior to late notices.

- a. Enter either Debit or Credit Card information. For Checking account information select the **ENTER NEW ECHECK** and input your bank information.

Enroll in auto pay

Payment day
I want my payment to draft on this day every month

Payment day ▼

Payment Method

Enter new Credit card

Card number

MM YYYY

Cardholder name


Address

Billing ZIP code Security code

Enter new eCheck


For QUICK PAY (one time payment only)

- 1. Select the blue box **QUICK PAY**



Quick pay

Just need to pay your bill? Click quick pay below. You'll need your account number. No login necessary.



Sign in or sign up

Create an account to view details, manage single & multi-accounts, and multi-bill pay.

2. Enter in your account number ****-****-**** and last payment amount **\$**. **** and select the blue box **FIND BILL**



Let's find your account

Account Number

Please include all dashes. For example: 01-0101-01

Last Payment Amount

Cancel

Find bill

[Sign in to manage account](#)

3. Enter the amount that you want to pay in the **PAYMENT AMOUNT** box.

00-0000-00 1339 GRIFFIN AVE	Due 12/28/2022	Amount due \$0.00	Payment amount <input type="text"/>
			Please enter an amount greater than or equal to \$0.01.
			Subtotal \$0.00
			<p>Cancel Continue</p>

4. Enter either Debit or Credit Card information. For Checking account information select the **ENTER NEW ECHECK** and input your bank information. Once your payment information is entered select the blue box **SUBMIT PAYMENT**

Select a payment method

Email

Credit card

Card number

MM YYYY

Cardholder name

Address

Billing ZIP code Security code

eCheck

For **PAY BY PHONE**:

Call **866-933-4010**

The automated system will ask:

1. For *payment*: PRESS 1
2. Enter your utility account number: ****-*-*-**** (this will be 8 digits long) If you do not have your account number, call us during business hours at 360.615.5605 to retrieve account information.
3. Proceed by verifying your account number: PRESS 1 CORRECT
4. Proceed by entering your house number: verify house number by PRESS 1 FOR CORRECT
5. Proceed by entering payment amount: verify amount is correct by PRESS 1 FOR CORRECT
6. Proceed to entering payment information: Confirm payment information and PRESS 1 FOR CONFIRMATION of payment.

