









EXHIBIT B
TO RESOLUTION 1349

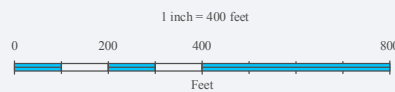


CITY OF Enumclaw
DEPARTMENT OF PLANNING
1309 MYRTLE AVE, ENUMCLAW, WA 98022
PHONE (360) 825-3593 - FAX (360) 825-7232

Abbott-Blick Annexation Map

Legend

-  Abbott-Blick Petition Parcels
-  Proposed Annexation Boundary
-  City of Enumclaw Parcels
-  City Limits
-  Urban Growth Boundary
-  Future Annexation Parcels
-  King County
-  Roads



The City of Enumclaw makes every effort to provide correct information, but makes no representation as to the completeness or accuracy of this map.

Date: September 2009

